

D.C. GARG & CO.

CHARTERED ACCOUNTANT

DURGA CHARITABLE SOCIETY


MOHAN NAGAR, GHAZIABAD

I.T.S. Engineering College

Balance Sheet as at 31.03.2019

<u>Liabilities</u>	<u>Amount</u>	<u>Assets</u>	<u>Amount</u>
Corpus Fund (as per Annexure -A)	265,304,016.36	Fixed Assets (as per Annexure -E)	253,205,090.57
Loan Liabilities Syndicate Bank (CA-306.38)	4,861,709.00	Investment Endowment Fund Accrued Interest on FDR	3,325,000.00 2,140,782.49
Security & Other Deposit Security Deposit (as per Annexure -B)	3,695,588.00	Current Assets Cash in Hand Cash in Transit Fee in Transit ICICI Bank Limited (125601001688) ICICI Bank Ltd (125601000515) Syndicate Bank (CA-101.11551) Syndicate Bank (CA-101.11440) Syndicate Bank (CA-303.253) Syndicate Bank (201.142200) Prepaid Legal Fee & Taxes	291,807.30 100,000.00 45,726.00 2,793,185.00 4,826,931.68 26,225.00 8,822.00 969,562.99 6,053,790.27 2,253,088.00
Advance Fees from Students (as per Annexure -H)	1,365,676.28	Loan & Advances (as per Annexure -F)	596,988.19
Current Liabilities & Provision Payables (as per Annexure -C)	24,251,849.00	Receivable Fee Receivable (as per Annexure G)	20,772,978.90
Sundry Creditors (as per Annexure -D)	2,017,329.04	Amount Receivable (as per Annexure I)	2,958,961.29
TDS Payable	455,754.00	Security Deposit Security Deposit - Electricity Security Deposit - IGL Security Deposit - BSNL	1,387,095.00 169,000.00 26,887.00
	<hr/> <hr/> 301,951,921.68		<hr/> <hr/> 301,951,921.68

For Durga Charitable Society



(Secretary)

Date : 03.10.2019

Place : Ghaziabad

As per our report of even date
For D.C. Garg & Company
Chartered Accountant



Mh...
Ghaziabad
CA
CHARTERED ACCOUNTANTS

Partner

UDIN : 19011635AAAABF789

D.C. GARG & CO.

CHARTERED ACCOUNTANT
DURGA CHARITABLE SOCIETY
MOHAN NAGAR, GHAZIABAD

I.T.S. Engineering College

Income & Expenditure for the period ended on 31.03.2019

<u>Expenditure</u>	<u>Amount</u>	<u>Income</u>	<u>Amount</u>
To Admission Exps	6,595,394.00	By Income (As per Schedule - 1)	213,415,073.26
To Advertising & Publicity Exps	3,702,570.00	By Excess of Expenditure over Income	17,747,357.38
To Annual Function Exps	2,136,785.00		
To Annual Maintenance Charges	1,491,140.00		
To Approval & Affiliation Exps	200,000.00		
To Audit Fee	59,590.00		
To Bank Charges	163,703.32		
To Bus Hire Charges	6,536,947.00		
To Campus Maintenance Exps	979,817.00		
To Children Education Exps	219,380.00		
To Computer Exps	1,637,493.00		
To Computer Software Exps	1,177,797.59		
To Consumable Store	61,936.00		
To Convocation & Alumni Meet Exps	281,928.00		
To Cultural Activities Exps	827,303.00		
To DG Set Running & Maintenance Exps	5,737,353.00		
To Diwali Exps	958,152.00		
To Donation	2,150,000.00		
To Electrical Exps	621,351.00		
To Electricity Charges	7,701,273.00		
To ESI Employer's Contribution	303,413.00		
To Faculty Development Exps	1,149,567.00		
To Fee & Taxes	1,145,544.00		
To Fire Fighting Exps	26,343.00		
To Gratuity Subscription Exps	1,677,860.00		
To Hostel Exps	15,154,652.00		
To Housekeeping Exps	2,667,967.00		
To Incentive to Staff	17,779.00		
To Industrial Visit Exps	89,589.00		
To Insurance Exps	376,845.00		
To Interest on SOD & Other Loan	398,990.00		
To Internet Exps	1,191,307.01		
To Lab Consumable Exps	562,886.00		
To Leave Encashment	120,222.00		
To Legal & Professional Exps	78,483.00		
To Library Exps	613,298.00		
To News Paper & Periodicals	58,048.00		
To Office & Misc. Exps	862,640.60		
To Paint & Whitewash Exps	3,016,221.00		
To PF Employer's Contribution	1,451,568.00		
To Photocopy Exps	163,870.00		
To Plantation & Lawn Development Exps	2,703,468.00		
To Postage & Telegram	30,651.00		
To Printing & Stationery	702,566.00		
To Recruitment Exps	437,723.00		
To Repair & Maintenance- Building	7,475,297.00		
To Repair & Maintenance- Furniture	1,521,801.00		
To Repair & Maintenance- Equipment	424,251.00		
To Repair & Maintenance- Other	416,921.00		
To Salary - Non Teaching & Admin Staff	24,998,343.00		
To Salary - Teaching Staff	73,679,092.00		
To Scholarship / Concession	6,172,148.90		
To Security Service Exps	2,348,736.00		
To Seminar / Workshop Exps	3,110,116.00		
To Staff Welfare	1,242,442.72		
To Student Welfare	1,603,384.00		
To Subscription & Membership Fee	301,280.00		



D.C. GARG & CO.


CHARTERED ACCOUNTANT

To Teaching Aid Exps	14,464.00
To Telephone / Mobile Exps	391,269.00
To Temple Exps	51,350.00
To Training & Placement Exps	4,562,312.72
To Travelling & Conveyance	1,321,855.24
To Upkeeping & Maintenance Exps	1,062,563.00
To Vehicle Running & Maintenance	284,242.00
To Visiting Faculty Charges	387,000.00
To Depreciation	21,552,148.54

231,162,430.64

231,162,430.64

For Durga Charitable Society



(Secretary)

Date : 03.10.2019
Place : Ghaziabad

As per our report of even date
For D.C. Garg & Company
Chartered Accountant



Partner

UDIN: 19011635AAAABF7891

D.C. GARG & CO.

CHARTERED ACCOUNTANT

DURGA CHARITABLE SOCIETY

MOHAN NAGAR, GHAZIABAD

I.T.S. Engineering College

Schedule - 1

Detail of Academic Fees earned as on 31.03.2019

Academic Fee	185,784,982.00
Hostel Fee	20,093,351.00
Bus Charges Received	1,349,572.00
Income From Seminar	435,175.44
Income From Training Programme	83,200.00
Interest on Electricity Security	85,287.00
Rent	1,140,428.00
Interest on FDR	234,819.04
Other Income	4,208,258.78

213,415,073.26

Detail of Corpus Fund

Annexure - A

- Opening Balance	540,738,244.14
Add: Transfer from Durga Charitable Society	17,173,268.64
	557,911,512.78
Less: Accumulated Depreciation as at 01.04.2018	274,860,139.05
Less: Excess of Expenditure over Income	17,747,357.38
	265,304,016.36

Details of Security

Annexure - B

Academic Security	1,367,952.00
Hostel Security	1,609,566.00
Book Bank Security	657,250.00
Security ICICI Bank ATM	36,000.00
Misc. Deposit (Temple Donation)	24,820.00
	3,695,588.00

Payables as at 31-03-2019

Annexure - C

Advance for Electricity Recharge	22,200.00
Donation to CCT Payable	68,048.00
ESI Payable	28,895.00
Expenses Payable	1,922,680.00
Employee Reimbursement	4,644.00
Gratuity Subscription Payable	3,723,161.00
Grant from EDC (F.Y. 2019-20)	6,000,000.00
Mess Charges Payable	1,222,725.00
Payable for Nodal Centre Exps	21,479.00
PF Payable	203,631.00
Remuneration Payable (Nodal Centre - Internal Staff)	109,575.00
Remuneration Payable (University Exam - Internal Staff)	3,186,514.00
Salary Payable	7,063,261.00
Scholarship Payable (Zila Samaj Kalyan & Others)	9,240.00
Staff Welfare Fund	434,760.00
Student Welfare Fund	231,036.00
	24,251,849.00



D.C. GARG & CO.

CHARTERED ACCOUNTANT

Sundry Creditors

Aman Kumar Gupta	9,000.00
Armac Trading Company	11,409.00
Bharti Advertising & Marketing Co.	27,140.00
Chakshu Goyal	4,000.00
Charu Travels	38,480.00
Deep Iron Store	1,850.00
Deepak Marbles	130,375.00
Dr. Ashish Kumar	10,000.00
Gainwell Commosales Private Limited	9,959.00
Ganesh Electricals	2,183.00
Harpreet Kaur	2,500.00
Harsh Vardhan	4,000.00
Jaynath Kumar	40,000.00
Keshav Kumar	2,000.00
Kiran Kumar Goel	6,000.00
Neha Agarwal	3,000.00
Netedge Technology Pvt. Ltd	35,105.00
Nice Publicity	13,500.00
Nishu Travels	33,280.00
Pal Digital Studio & Telecom	3,000.00
Prince Advertising and Marketing	98,509.00
Rajesh Kumar	27,000.00
Reliance Jio Infocomm Limited	1,470.00
Roots	22,618.00
Shree Catering Services	682,152.00
Shiva Automobile Stores	262,620.00
Shri Radhika Catering Services	429,148.00
Srikant	2,000.00
Vendiman Private Limited	17,400.00
Staff Imprest-Gunjan Kumar Bhati	25,643.00
Staff Imprest- Mukesh Kumar Mukul	9,500.00
Staff Imprest-Saurav Kumar	3,000.00
Employee Reimbursement - O P Singh (HDFC Credit Card)	49,488.04

Annexure - D

2,017,329.04

Detail of Loan & Advances

Aircon Technique Private Limited	86,000.00
Cloud Education Learning Pvt. Ltd.	352,650.00
M R Infosystem	10,891.00
Santosh Yadav	42,300.00
Pal Automation	5,054.00
Quick Wash	5,000.00

Annexure - F

Advance

Employee Advance	11,444.00
Staff Advance- Amar Pal	20,000.00
Staff Advance- Dilip Kumar Pandey	3,000.00
Staff Advance- O P Singh	1,000.00
Staff Advance- Paras Nath	10,000.00
Staff Advance- Surendra Kumar	10,500.00


Imprest

Staff Imprest- Gagandeep Arora (Credit Card)	22,985.17
Staff Imprest- Mahip Singh	10,782.00
Staff Imprest- Preeti Tiwari	3,352.00

Reimbursement A/c

Employee Reimbursement - O P Singh (ICICI Credit Card)	2,030.02
--	----------

596,988.19



D.C. GARG & CO.

CHARTERED ACCOUNTANT

Fees Receivable from Students

	<u>Annexure - G</u>
B.Tech 2008-12	18,700.00
B.Tech 2009-13	43,788.00
B.Tech 2010-14	100,342.00
B.Tech 2011-15	147,538.00
B.Tech 2012-16	13,900.00
B.Tech 2013-17	595,079.90
B.Tech 2014-18	1,297,489.00
B.Tech 2015-19	8,547,530.00
B.Tech 2016-20	4,099,555.50
B.Tech 2017-21	6,143,242.70
B.Tech 2018-22	4,692,779.90
M.Tech 2013-15	37,000.00
MBA 2010-12	5,950.00
MBA 2012-14	112,791.00
MBA 2014-16	30,120.00
MBA 2015-17	34,520.00
MBA 2016-18	37,400.00
MBA 2017-19	875,611.00
MBA 2018-20	644,730.00
MCA 2011-14	56,150.00
	<hr/>
	27,534,217.00
Less: Unclaimed Receipts	(6,761,238.10)
	<hr/> 20,772,978.90 <hr/>

Advance Fees from Students

	<u>Annexure - H</u>
B.Tech 2013-17	4,650.00
B.Tech 2015-19	91,780.00
B.Tech 2016-20	355,530.28
B.Tech 2017-21	380,130.00
B.Tech 2018-22	518,104.00
MBA 2017-19	2,800.00
MBA 2018-20	12,682.00
	<hr/>
	1,365,676.28 <hr/>

Amount Receivable

	<u>Annexure - I</u>
ATC Telecom Infrastructure Pvt. Ltd.	104,990.00
Bharti Airtel Limited	228,091.10
Counselling Centre Exps Recoverable	293,427.00
Examination Exps Receivable- MTU	472,022.00
Examination Exps Receivable-UPTU	1,176,321.00
Hitachi Payment Services Private Limited	9,952.00
Interest Receivable From NPCL	76,758.00
Notice Period Recoverable	220,418.00
Ola Money Wallet	12,099.00
Recoverable from DST	300,766.00
Sharda Foods Specialities-Maintenance	9,094.00
Vodafone Mobile Services Limited	55,023.19
	<hr/>
	2,958,961.29 <hr/>



D.C. GARG & CO.

CHARTERED ACCOUNTANT

Detail of Fixed Assets as on 31.03.2019

Annexure - E

Particulars	Gross Block as at 01.04.2018	Additions		Sale/Disposal	Gross Block as at 31.03.2019	Depreciation Rate	Accumulated Depreciation as at 01.04.2018	Depreciation for 2018-19	Accumulated Depreciation as at 31.03.2019	Book Value as at 31.03.2019
		1st Half	2nd Half							
Land	76,662,804.00				76,662,804.00	0%				76,662,804.00
Building										
- Building New Academic Block - IV	84,168,475.00				84,168,475.00	10%	34,203,687.14	4,996,478.79	39,200,165.93	44,968,309.07
- Building Staff Flats- Extn	10,832,148.00				10,832,148.00	10%	5,007,378.44	582,476.96	5,589,855.40	5,242,292.60
- Building Academic Block	51,403,882.00				51,403,882.00	10%	36,517,455.76	1,488,642.62	38,006,098.38	13,397,783.62
- Building Academic Block - III	44,960,987.00				44,960,987.00	10%	29,154,219.10	1,580,676.79	30,734,895.89	14,226,091.11
- Building Hostel	24,176,776.00				24,176,776.00	10%	17,160,487.04	701,628.90	17,862,115.94	6,314,660.06
- Building Hostel - II	46,415,804.00				46,415,804.00	10%	26,432,679.14	1,998,312.49	28,430,991.63	17,984,812.37
- Building Hostel - I Extn	15,531,619.00				15,531,619.00	10%	5,336,218.13	1,020,540.09	6,346,758.22	9,184,860.78
- Staff Flats- 1st Block	9,095,254.00				9,095,254.00	10%	6,383,776.27	271,147.77	6,654,924.04	2,440,329.96
- Overhead Water Tank	2,350,000.00				2,350,000.00	10%	1,686,290.60	66,370.94	1,752,661.54	597,338.46
- Building Temple	3,054,667.00				3,054,667.00	10%	1,989,570.48	106,509.65	2,096,080.13	958,586.87
- Building - Canteen	2,641,389.00				2,641,389.00	10%	1,720,393.60	92,099.54	1,812,493.14	828,895.86
- External Campus Development	8,064,042.00	5,177,683.00	130,375.00		13,372,100.00	10%	2,826,987.60	1,047,992.49	3,874,980.09	9,497,119.91
- Open Air Auditorium	5,187,905.00				5,187,905.00	10%	2,430,839.58	275,706.54	2,706,546.12	2,481,358.88
Vehicle										
- Car	5,801,799.00				5,801,799.00	15%	3,372,211.65	364,438.10	3,736,649.75	2,065,149.25
- Rickshaw	10,170.00				10,170.00	15%	8,655.38	227.19	8,882.57	1,287.43
- Cycle	23,550.00				23,550.00	15%	17,021.49	979.28	18,000.77	5,549.23
- Scooter	91,245.00				91,245.00	15%	39,093.06	7,822.79	46,915.85	44,329.15
- Bus	1,668,050.00				1,668,050.00	15%	1,173,416.79	74,194.98	1,247,611.77	420,438.23
Library Books	4,094,122.80	4,931.00	99,042.00		4,198,095.80	40%	4,089,875.30	23,479.80	4,113,355.10	84,740.70
Computers	19,972,881.00	119,605.00	878,130.00		20,970,616.00	40%	19,633,522.87	359,211.25	19,992,734.12	977,881.88
Computer Software	8,559,390.75				8,559,390.75	40%	8,461,855.69	39,014.02	8,500,869.71	58,521.04
Furniture & Fixture	47,332,165.00	1,011,477.00	627,583.00		48,971,225.00	10%	25,129,011.07	2,352,842.24	27,481,853.31	21,489,371.69
Laboratory Equipment/ Instruments	27,313,321.00		45,430.00		27,358,751.00	15%	16,462,595.60	1,631,016.06	18,093,611.66	9,265,139.34
Electrical Install. & Goods.										
- Electric Instt. & Goods	9,722,175.00	156,751.00	17,700.00		9,896,626.00	15%	7,061,508.26	423,940.16	7,485,448.42	2,411,177.58
Generator & Machinery A/c										
- D.G.Set	5,160,140.00				5,160,140.00	15%	3,225,758.08	290,157.29	3,515,915.37	1,644,224.63
- Machinery	99,178.00				99,178.00	15%	84,133.87	2,256.62	86,390.49	12,787.51
Others Equipment										
- Diesel Storage Tank	183,080.00				183,080.00	15%	141,036.01	6,306.60	147,342.61	35,737.39
- Submersible Pump Set	60,961.00				60,961.00	15%	52,289.80	1,300.68	53,590.48	7,370.52
- Water Pump	150,233.00				150,233.00	15%	104,483.50	6,862.43	111,345.93	38,887.08



D. C. GARG & CO.

CHARTERED ACCOUNTANT

- Kitchen Equipment	1,018,719.00	1,018,719.00	15%	627,286.63	58,714.86	686,001.49	332,717.51
- General Equipment	611,067.00	611,067.00	15%	468,110.81	21,443.43	489,554.24	121,512.76
- Solar Water Heating System	1,921,361.00	1,921,361.00	15%	1,479,472.15	66,283.33	1,545,755.48	375,605.52
- Fire Fighting Equipment	2,639,770.00	2,639,770.00	15%	1,344,336.37	194,315.04	1,538,651.41	1,101,118.59
Office Equipment	9,983,723.00	10,118,984.60	15%	5,587,972.04	679,651.88	6,267,623.92	3,851,360.88
Teaching Aid Equipment	3,028,332.00	3,028,332.00	15%	1,349,391.29	251,841.11	1,601,232.40	1,427,099.60
Sports Goods	447,224.00	447,224.00	15%	238,938.32	31,242.85	270,181.17	177,042.83
Lift	2,775,000.00	2,775,000.00	15%	1,658,661.58	167,450.76	1,826,112.34	948,887.66
Solar Power Plant	4,000,000.00	4,000,000.00	15%	2,209,518.56	268,572.22	2,478,090.78	1,521,909.22
	541,213,409.55	6,605,708.60		274,860,139.05	21,552,148.54	296,412,287.59	253,205,090.57
		1,798,260.00		549,617,378.15			

